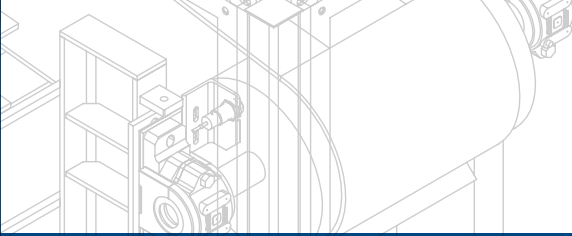


# CONVEYOR BELT

CONVEYORPRO BELT RANGE





**The Transmin - ConveyorPro range includes machinery, equipment, parts, servicing and engineering all under one roof. If you're looking for 'everything conveyors' - look no further.**

**Backed by Transmin's 30 year-long history and trusted reputation, the ConveyorPro Range has been carefully compiled to include everything from belt, chain, idlers and pulleys, to cleaners, tools, calibration and detection systems.**

## **THE COMPLETE RANGE**

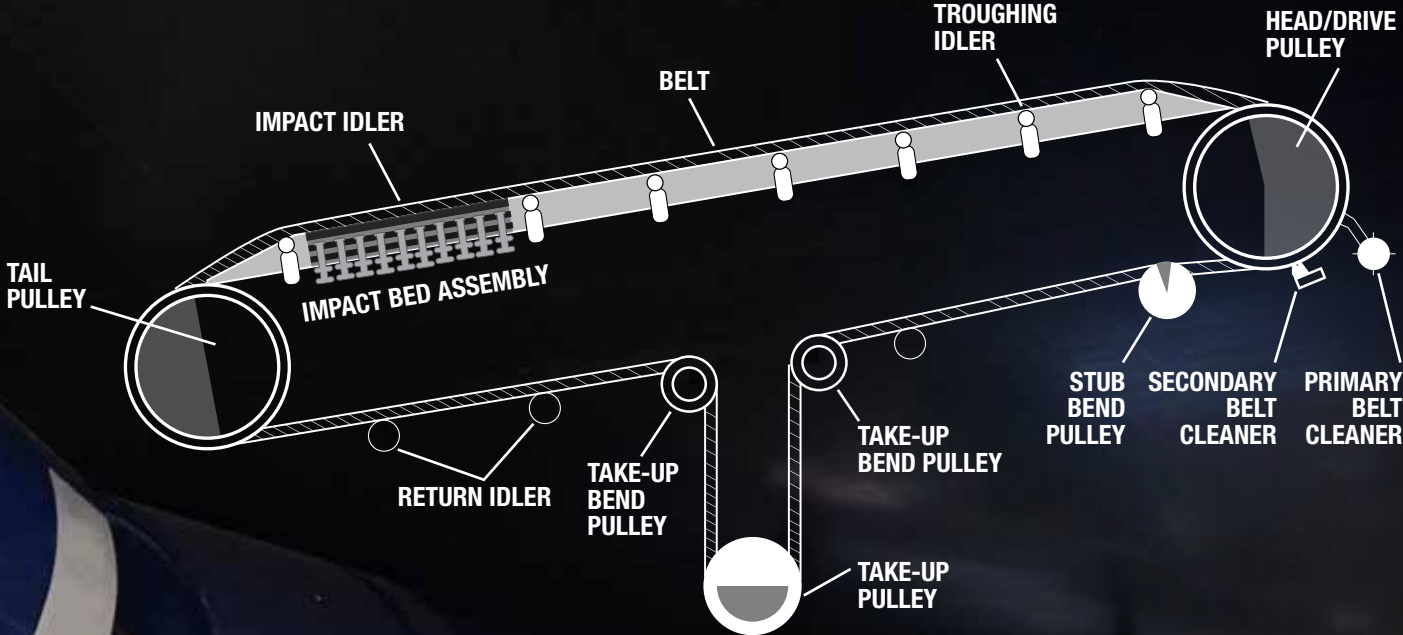
- ▶ **Belt supplies, types, conveyor types**
- ▶ **Idlers and rollers**
- ▶ **Pulleys and lagging**
- ▶ **Belt cleaners, scrapers, tracking**
- ▶ **Belt tooling, belt lifters and cutters**
- ▶ **Mechanical splicing kits**
- ▶ **Hot vulcanisation kits**
- ▶ **Impact tables**
- ▶ **Modular/overland systems**
- ▶ **Others**

**[www.conveyorpro.com.au](http://www.conveyorpro.com.au)**





# CONVEYORPRO EVERYTHING CONVEYORS





## **HARD WEARING. HIGH QUALITY. RELIABLE.**

ConveyorPro is a global supplier of high quality conveyor belt, with widths ranging from 300mm to 4m. All our conveyor belt is laboratory tested, assuring our customers, our conveyor belt is not only compliant but will exceed both life cycle and budget expectations.

ConveyorPro supplies to all industries and with a product range from rubber matting to high volume and high tensile conveying belt, ConveyorPro is your sole source supplier for all of your conveying needs, we sell and service all aspects of conveying including design.

### **BELT TYPES**

---

- ▶ Steel cord
- ▶ Multiply fabric
- ▶ Bucket elevator
- ▶ Corrugated side wall
- ▶ Fire resistant
- ▶ Chevron
- ▶ Rip stop
- ▶ Heat resistant
- ▶ Chemical resistant



# CONVEYOR EP BELT

ConveyorPro EP textile conveyor belts with epoxy plies are robust and are suitable for heavy-duty operations due to their polyester/polyamide ply design. The low elongation tension members enables short take-ups, giving high resistance to penetration damage and optimum adhesion between plies.

ConveyorPro EP belt with cut edges or rubber edges is resistant to rotting. It is easy to mold and guarantees high operational reliability and durability, even with a small pulley diameters.

The use of modern textiles and state-of-the-art production technologies ensures that the ConveyorPro EP belt retains its belt alignment over a long service of life.

## FLEXIBLE DIMENSIONS FOR INDIVIDUAL REQUIREMENTS


- ▶ ConveyorPro EP is available in standard widths up to 3200mm and (with longitudinal seams) in super-widths up to 6000mm, depending on belt thickness and length. Cover thicknesses can be selected according to the intended use.

## WEIGHT

- ▶ To determine the approximate weight of the belt, add the carcass weight and about 1.1kg/m<sup>2</sup> per mm of cover.

		CARCASS THICKNESS mm	CARCASS WEIGHT kg/m <sup>2</sup>	RECOMMENDED MIN PULLEY DIAMETER (DRIVE) mm
2 PLY BELTS	315/2	1.9	2.5	200
ConveyorPro EP	400/2	2.3	2.8	250
	500/2	2.9	3.0	315
	630/2	3.3	4.1	400
	800/2	4.0	4.6	500
3 PLY BELTS	500/3	3.0	3.6	400
ConveyorPro EP	630/3	3.6	4.1	500
	800/3	4.5	4.4	500
	1000/3	5.1	6.1	630
	1250/3	6.2	6.8	800
4 PLY BELTS	630/4	4.1	4.7	500
ConveyorPro EP	800/4	4.9	5.4	630
	1000/4	6.1	5.8	800
	1250/4	7.0	8.0	800
	1600/4	8.5	9.0	1000
5 PLY BELTS	800/5	5.2	5.9	630
ConveyorPro EP	1000/5	6.2	6.7	800
	1250/5	7.7	7.2	1000
	1600/5	8.8	10.0	1000
	2000/5	10.7	11.2	1250

Other types available on request.






# CONVEYOR ST BELT

## CONVEYOR BELTS FOR TOUGHEST TRANSPORT DEMANDS

ConveyorPro ST conveyor belts have a layer of high strength steel cords, that are aligned next to one another in a spaced panar arrangement and are embedded in rubber.

Thanks to their structure, the belts boast high impact resistance, even in the case of large-lump materials dropped from a

considerable height. ConveyorPro ST belt also exhibit good troughability. Special inserts can be added to the cover stock for extra enhancement of impact behavior. Available in a range of tensile grades from ST 500 to ST 10,000.



## FLEXIBLE DIMENSIONS FOR INDIVIDUAL REQUIREMENTS

- ▶ ConveyorPro ST is available in standard widths up to 3200mm.
- ▶ Cover thicknesses can be selected according to the intended use.

TYPE	RATED BREAK STRENGTH N/mm	CORD DIAMETER mm	CORD PITCH mm	LENGTH l <sup>1</sup> mm	NO. OF STEPS	BELT SPLICE		REFERENCE ELONGATION AT 10% OF MINIMUM BREAKING STRENGTH %	WEIGHT OF BELT CORE <sup>4</sup>	MINIMUM COVER GAUGE	
						BELT WIDTH FOR 30° TROUGH AT LEAST <sup>3</sup>	DIAMETER OF THE DRIVE PULLEY, AT LEAST				
ST 500	500	2.8	14	500	1	400	50	0.1-0.3	5.3	4	
ST 630	630	2.8	11	550	1				6.1	4	
ST 800	800	3.2	12	600	1				6.9	4	
ST 1000	1000	3.7	12	600	1				8.4	4	
ST 1120	1120	3.7	11	650	1				500	630	8.8
ST 1250	1250	4.5	14	650	1	10.3	4				
ST 1400	1400	4.5	14	1000	2	650	800		10.3	4	
ST 1600	1600	5.1	15	750	1				11.9	4	
ST 1800	1800	5.1	13.5	1150	2				12.5	4	
ST 2000	2000	5.1	12	1150	2				13.3	4	
ST 2250	2250	5.1	11	1150	2			13.7	4		
ST 2500	2500	6.7	15	1350	2	1000	1000	19.1	5		
ST 2800	2800	6.7	13.5	1450	2			20.3	5		
ST 3150	3150	7.6	15	1650	2	800	1250	21.0	5.5		
ST 3500	3500	8.1	15	2350	3			23.1	6		
ST 4000	4000	8.7	15	2650	3			25.9	6.5		
ST 4500	4500	9.3	16	2800	3	1000	1400	29.0	7		
ST 5000	5000	10.4	17	4050	4			31.2	7.5		
ST 5400	5400	10.8	17	4450	4			1600	0.15-0.3	32.9	8
ST 6000	6000	10.8	16.5	<sup>2</sup>	<sup>2</sup>					34.3	8
ST 6300	6300	12.3	20	<sup>2</sup>	<sup>2</sup>	1200	1800	36.7	9		
ST 6600	6600	12.3	19	<sup>2</sup>	<sup>2</sup>			38.1	10		
ST 7100	7100	13.2	20	<sup>2</sup>	<sup>2</sup>			42.3	10		
ST 7500	7500	13.2	19	<sup>2</sup>	<sup>2</sup>	<sup>2</sup>	2500	42.3	10		
ST 10000	10000	14.1	19.2	<sup>2</sup>	<sup>2</sup>	<sup>2</sup>	<sup>2</sup>	20	10		

\* Other types on request

<sup>1</sup> With skive. 0.3 x additional belt width. <sup>2</sup> To be determined as per requirements. <sup>3</sup> With cover thicknesses normally used.

<sup>4</sup> Belt weight: Add product of cover gauge (carrying side plus bottom side) and density.

# COVER GRADES



## COVER GRADES FOR A WIDE RANGE OF CONVEYING REQUIREMENTS

### COVERS WITH OPTIMUM PROPERTIES

The ConveyorPro Belt range contains a wide selection of covers for all applications, providing the optimum solution in each case.

All ConveyorPro belting is produced within our Quality Management System. As part of this system, the quality of all belt is verified during manufacture and prior to dispatch by a programme of comprehensive testing.

This testing includes:

- ▶ Dimensional measurements
- ▶ Warp and weft tensile strengths
- ▶ Tear strength
- ▶ Elongation
- ▶ Cover adhesion
- ▶ Small scale safety tests (laboratory flame and electrical resistance)
- ▶ Abrasion resistance

In accordance with:

ISO 282:1992, ISO 18573:2012, ISO:283:2015, ISO 7622-1:2013, ISO 7622-2:2015, ISO 7622-2:2015, ISO 252:2007, ISO 7623:2015, ISO 8094:2013, ISO 251:2012, ISO 7590:2009, ISO 433:1991, ISO 284:2012, ISO 8573:2012, ISO 340:2013

GRADE	STANDARD	ABRASION mm <sup>3</sup> max	BREAKING STRENGTH N/mm <sup>2</sup> min	ELONGATION AT BREAK % min
W	DIN22102	90	18	400
X	DIN22102	120	25	450
Y	DIN22102	150	20	400
Z	DIN22102	250	15	350
V	DIN22102	200	15	350
H	ISO15236	120	24	450
D	ISO15236	100	18	400
L	ISO15236	200	15	350
K	ISO15236	200	15	350
A	AS1332	70	17	400
E	AS1332	-	14	300
F	AS1332	-	14	300
M	AS1332	125	24	450
N	AS1332	200	17	400
S	AS1332	250	14	300
I	RMA	-	17	400
II	RMA	-	14	400
1	ARPM	125	17	400
2	APRM	175	14	400



# FRAS BELT



## FIRE RESISTANT AND ANTI-STATIC CONVEYOR BELTS

ConveyorPro provides a range of fire resistant and anti-static (FRAS) conveyor belts.

ConveyorPro FRAS conveyor belting has rubber covers that provide good tear, cut, impact and abrasion resistance and is also fire retardant.

The belt is available in a complete range of multiply strengths and also available as ConveyorPro ST.

ConveyorPro FRAS conveyor belting has been developed in accordance with:

- ▶ Flame test - ISO 340:2013 test method
- ▶ Electrical conductivity of the belt surface - ISO 284:2012 test method
- ▶ Fire propagation test - EN 12881-1 test method

## APPLICATIONS

- ▶ Mines, steel mills (blast furnace), coal, people-movers, grain and petroleum terminals, and hazardous (flammable) materials conveyance.

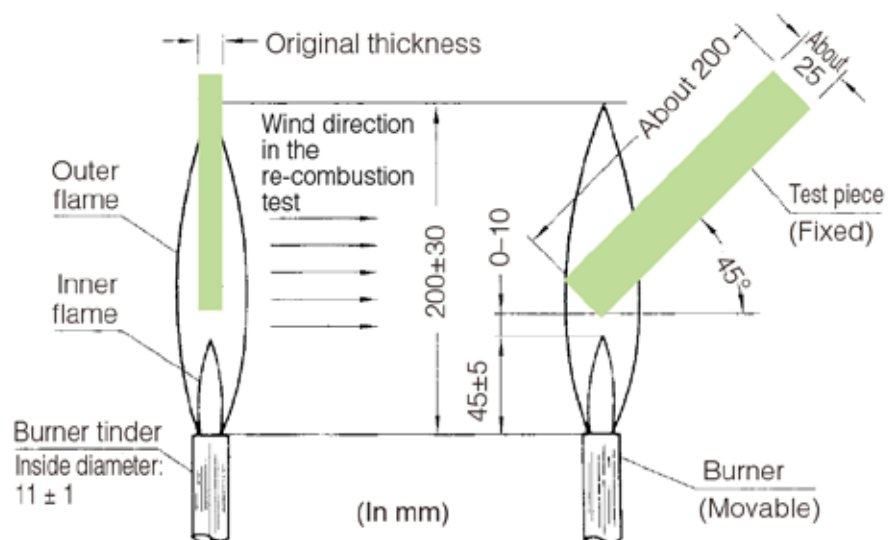
## BURN DURATION TEST

- ▶ Adjust the burner to obtain an inner flame length of  $45 \pm 5$ mm and an outer flame length of  $200 \pm 30$ mm. Tilt the test piece at 45 degrees, and set it so that the lowermost end of the test piece comes to a position 0 – 10mm from the uppermost end of the inner flame. After exposing the test piece to the flame for 45 seconds, remove the flame, and measure the time the test piece continues to burn.

## RE-COMBUSTION TEST

- ▶ After removing the flame in the burn duration test, wait  $60 \pm 10$  seconds, and use a blower to expose the test piece to a wind speed of 1.5m/second in the direction shown at right to examine the re-combustibility of the fire.

Note: Adjust wind speed in advance using a portable anemometer.




STANDARDS	MINIMUM TENSILE STRENGTH	MINIMUM ELONGATION (%)	ABRASION
DIN S Grade	17	350	180
DIN K Grade	17	400	200

**BENEFITS OF PROTOUGH**

- ▶ ConveyorPro's maximum strength belt ideal for hard-rock mining, quarrying and recycling industries.
- ▶ Made up of hybrid kevlar and steel mesh composite with special grade anti-abrasive, cut and gouge resistant cover, allowing it to withstand high impact rock falls over 3m.
- ▶ Tensile strength exceeds DIN, ISO, US and AS Standards Nominal strength over >500 N/mm.
- ▶ Reduces site labour and downtime repair costs.

THICKNESS (mm)	WIDTH (mm)	FABRIC STRENGTH (kgf/cm; N/mm)	COVER RUBBER GRADE
Top cover: ≥6.0mm Bottom cover: ≥2.0mm	800 ~ 2200	300 ~ 2200	Abrasion resistant, impact resistant, general oil resistant, fire resistant, cold resistant



TRANSMIN SPECIALISED BELT  
**PROEDGE BELT**



**HIGH STRENGTH,  
ALL-IN-ONE EDGE STRIP  
SOLUTION**

- ▶ Vastly superior strength compared to conventional glued edge strip – up to 700N before signs of fatigue (90N for conventional).
- ▶ All-in-one belt with pre-supplied hot vulcanised edge strip – no need for separate gluing.
- ▶ Reduces site labour and downtime repair costs.
- ▶ Edging minimises spillage and keeps material away from track and componentry.



# SIDEWALL BELT



## STEEP ANGLE CONVEYING NEEDS

ConveyorPro sidewall range of steep angle and high lift conveying belts, are produced from a high elasticity, high strength rubber compound, that offers excellent flexibility. The use of diagonal fabric for the reinforcement within the sidewalls ensures maximum elongation of the fabric at the flexing points as well as increasing tensile strength and also increasing the life of the sidewall.

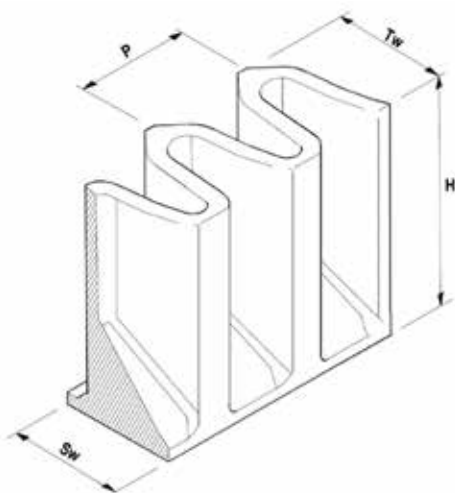
The assembly lines for complete belts have also received new investments for maximum quality standards and higher productivity. The computer controlled roughening machine can precisely roughen the base belt automatically and to an exact depth, which is important in ensuring maximum bond strengths.

ConveyorPro sidewall is available in four basic product groups:

- ▶ **Type S**  
Standard construction in heights from 40mm to 120mm.
- ▶ **Type SR**  
Standard construction but with diagonal fabric reinforcement.
- ▶ **Type HDSR**  
Heavy duty construction including fabric reinforcement as standard in heights from 120mm to 300mm. The fabric reinforcement is of the diagonal type ensuring maximum flexibility with high vertical stability.
- ▶ **TypeXHDSR**  
Heavy duty special design including fabric reinforcement as a standard in heights from 300mm to 630mm.

## RUBBER QUALITIES

- ▶ Black standard.
- ▶ High abrasion resistant.
- ▶ Back oil and fat resistant.
- ▶ Heat resistant to 100°C.
- ▶ High heat resistant to 130°C.
- ▶ Flame retardant.



TYPE	H	Sw	Tw	P	MIN PULLEY DIAMETER mm	WEIGHT kg/m
S*	40	35	30	30	125	0.60
	60	50	45	40	160	1.80
	80	50	45	40	200	1.80
	120	50	45	40	250	2.23
HDSR	120	75	70	60	315	2.67
	160	75	70	60	400	4.77
	200	75	70	60	500	6.48
	250	75	70	60	630	7.55
	280	75	70	60	800	8.60
	300	75	70	60	800	9.30
XHDSR	300	100	90	75	800	12.50
	400	100	90	75	1000	18.75

\* Denotes available with or without fabric reinforcement.

# SIDEWALL BELT

## STEEP ANGLE CONVEYING NEEDS










All ConveyorPro sidewall cleats have been specifically design to give optimum performance. The shape of the “C” and “TC” types have been created to offer best conveying capacities along with excellent self-cleaning properties.

The cleats are of the extruded type for the smaller profiles. Larger cleats are molded to give the best shape retention, even when conveying high density materials. Cleats are available in either 2.5m for molded and 3m/5m lengths for extruded profiles.



## CONVEYORPRO SIDEWALL BLINKERS

Side blinkers can be fitted in between the cross cleats profile and the sidewall to make a seal. Side blinkers are used when the material is particularly free flowing.

CLEAT TYPE	HEIGHT mm	BASE WEIGHT mm	WEIGHT kg/m	MIN PULLEY DIAMETER mm	PRODUCTION LENGTH m
Type C 	35	55	0.50	100	3/5
	55	75	1.50	125	3/5
	75	80	2.00	150	3/5
	90	110	2.30	250	3/5
	110	110	2.50	315	3/5
Type TC 	75	80	1.80	150	3/5
	90	110	2.50	250	3/5
	110	110	2.80	315	3/5
	140	160	6.60	400	2.5
	180	160	8.30	500	2.5
Type MBTC 	230	175	10.46	630	2.5
	110	160	7.90	315	3
	140	160	9.25	400	3
	180	160	11.50	500	3
	230	160	13.50	630	3
	250	160	14.60	630	3
Type TC-XS 	280	160	17.65	800	3
	360	160	19.25	1000	3
	230	225	17.95	630	2.5
	250	225	18.90	630	2.5
Type TK 	280	225	22.50	800	2.5
	360	230	26.00	1000	2.5
	35	110	1.65	100	3/5
	40	110	1.80	100	3/5
	20	40	0.28	75	3/5
Type T 	25	40	0.3	75	3/5
	35	55	0.55	100	3/5
	40	70	0.60	125	3/5
	55	80	1.45	125	3/5
	75	80	1.80	150	3/5
	90	110	2.50	250	3/5
Type MBT 	110	110	2.80	315	3/5
	140	160	6.60	400	2.5
	180	160	8.30	500	2.5
	230	175	10.46	630	2.5
	110	160	7.90	315	3
	140	160	9.25	400	3
Type T-XS 	180	160	11.50	500	3
	230	160	13.50	630	3
	250	160	14.60	630	3
	280	160	17.65	800	3
	360	160	19.25	1000	3
	230	210	17.85	630	2.5
Type T-XS 	250	220	18.60	630	2.5
	280	230	19.50	800	2.5
	360	230	22.50	1000	2.5

The above are standard heights. Non-standard heights are available on request.

## STEEP ANGLE CONVEYING NEEDS

The ConveyorPro sidewall range of cross-stabilised base belts are available in the following configurations:

### ▶ Type XE

This belt incorporates the cross-stabilising ply in the tensioning ply, mainly used for medium duty applications.

### ▶ Type XE+2





The cross-stabilising ply and tensioning plies are separate. In this case the belt has 2 cross-stabilising piles, application areas are medium to heavy.

### ▶ Type XE-SC+2

This belt incorporates textile tensioning plies with steel cord cross-stabilising members. The high lateral stiffness means the belt can be used in application areas where rigidity is an important factor, ie. high lifts heights and wide belts.

### ▶ Type XST+SC

This belt incorporates steelcord tensioning with steelcord cross-stabilising members. High tensile strengths can be achieved making the belt ideal for high vertical lift applications.

BASE BELT TYPE	STRENGTH N/mm	COVER THICKNESS mm	WEIGHT kg/m	MIN PULLEY DIAMETER mm
Type XE 	250/2	2:2	9.40	200
	400/3	4:2	13.50	315
	500/3	4:2	13.75	400
	630/4	4:2	15.20	500
	800/5	4:2	16.85	630
Type XE+2 	400/3+2	4:2	12.10	315
	500/3+2	4:2	12.60	400
	630/4+2	4:2	14.40	500
	800/5+2	4:2	16.10	630
	1000/5+2	4:2	17.80	800
Type XE-SC+2 	1250/5+2	4:2	18.25	1000
	315/2+2	4:2	13.70	315
	400/3+2	4:2	14.50	315
	500/3+2	4:2	15.20	400
	630/4+2	4:2	16.70	500
Type XST-SC* 	800/5+2	4:2	18.00	630
	1000/5+2	4:2	19.50	800
	1250/5+2	4:2	21.40	1000
	1600	8:8	Please enquire	1250
	2000	8:8		1250
2500	8:8	1400		
3150	8:8	1400		
3500	8:8	1600		
	4500	8:8	1600	

Belt weight will be decided by the final belt design which is dependant on the application. The above are standard heights, non-standard are available on request, please enquire.

## BELT COMPOSITION

- ▶ X= Cross-stabilised construction.
- ▶ E= Polyester Tension+2 = Number of separate cross stabilising plies.
- ▶ SC= Steel cord cross-stabilised.
- ▶ XST-SC= Steel cord.

## COVER THICKNESS

Above are standard constructions. Belts can be supplied with non-standard covers on request.

## BELT STRENGTH

Above are standard items. Other requests are available on special order.

### Note:

Pulley diameters shown are for normal quality, and standard cover thickness. Please enquire for recommended diameters on belts with special quality covers or different tensile ratings as these may require larger diameters.

# SPECIALTY BELTS



## CHEVRON CONVEYOR BELT

This belt's distinct pattern (cleat) allows conveying of materials at angles up to 40°c, with high slip resistance. Cleat patterns available: Open-V, Close-V, L-Type, Multi-V. Variable cleat pitch and pattern height and pitch can be designed according to requirements.

### TYPICAL APPLICATIONS

- ▶ Suitable for handling bulk materials or bags up to 40°c, slip resistance, large conveying capacity.
- ▶ Mining and materials handling, quarrying.



## CONVEYORPRO FOOD GRADE BELT


Manufactured from FDA approved polyurethane to give an excellent contact surface for raw, cooked and frozen foodstuffs. Available with textured nonstick or high-grip surfaces with minimal belt stretching.

### FEATURES

- ▶ No modules, links, hinges or crevices that harbour bacteria and deposit fragments into the food.
- ▶ No seams or plies that fray and delaminate, no detachment of flights and guides common plied belts.
- ▶ Easily cleaned in place in very short time.
- ▶ Consistent hygiene level over time.
- ▶ Lower bacteria count, cleaner product, less investment in conforming to standards, longer product shelf life.

### TYPICAL APPLICATIONS

- ▶ Food processing and handling.
- ▶ Meat, poultry, bakery, dairy, fruits and vegetables, seafood and pet food.



## CONVEYORPRO VACUUM FILTER CONVEYOR BELT

Designed to separate solids and liquids, accompanied by rinsing, leaching or acid washing, if desired. The belt forms a continuously circulating trough that holds and transports the filter blanket, the filter cake, the suspension and the washing solvent and removes the filtrate. The force of gravity and the vacuum generated cause the filtrate to be siphoned off via the belt grooves and through the drain holes in the centre of the belt. The filtrate is drained off via a long longitudinally positioned vacuum box and a defined belt perforation. The pre-dried filter cake is shed on the bend pulley.

### FEATURES

- ▶ Good chemical resistance, high temperature stability, high strength and low elongation.

### TYPICAL APPLICATIONS

- ▶ Vacuum filter units, filter presses.
- ▶ Mining and materials processing and handling, chemicals, dyes, paper and fertiliser.



## BUCKET ELEVATOR BELT

Fitted with the buckets themselves (also available from Transmin), are used to convey material from horizontal to vertical and is widely used in construction, quarrying, agriculture and other light industry.

Due to their carcass construction they are known for their high wear-rate and have a proven long service life.

Transmin has been engineering and fabricating complete bucket elevators for over 30 years.

### FEATURES

- ▶ High tensile strength (315 N/mm up to 6300 N/mm), impact resistant, low elongation and good flexibility.

### TYPICAL APPLICATIONS

- ▶ Bucket elevators.
- ▶ Mining and materials handling, quarrying, utilities, agriculture.



## HEAT RESISTANT CONVEYOR BELT

Adopting either an SBBR or EPDM belt layer, a special high temperature resistant canvas as the carcass material, which solves the issue of fabric shrinkage and deformation problems under high temperature environments, but also crucially avoiding the problem of rubber saturation and poor adhesion.

### FEATURES

- ▶ Maximum heat and fire resistance, long service life.
- ▶ Belt selection relies on material temperature, surface figure, viscosity and other data.

### TYPICAL APPLICATIONS

- ▶ Used in industries where material carried is high temperature, fire prevalent between 70-400°.
- ▶ Coal mining, cement, metal powder and sintered.



## TUBE BELT

Presenting all the advantages of conventional belt conveyors while also providing the benefits of a fully enclosed system, allowing for inclined conveying up to 30°. A more flexible system able to negotiate tight curves and limited space with no requirement for transfer construction points. Enclosed tube conveyor system also provides protection from the weather or conversely protection for the environment if the materials conveyed are hazardous.

### FEATURES

- ▶ Fully enclosed system, compact flexible design, protection from the elements and/or protection for the surrounding environment.

### TYPICAL APPLICATIONS

- ▶ Suitable for heavy-duty, long distance, high speed material handling.
- ▶ Cement, power stations, waste processing and chemical industry.

# IMPACT TABLE/BEDS

ConveyorPro modular impact tables are engineered with maximum capacity in mind, ensuring full containment in and around the load zone.



Modular impact beds are also designed with universal components that result in an effective, yet affordable, solution.

The system allows you to control your impact zone design by using an all-bar section in high-impact areas and slider impact section where you require lower impact resistance or sealing.

When both styles are used together you can achieve ultimate performance in your load zone.

## TYPES OF IMPACT TABLES/BEDS

- ▶ 20°, 35° and 45° Troughed
- ▶ Solid mounting
- ▶ Adjustable
- ▶ Isolation mounting
- ▶ Replacement impact bars
- ▶ Designs to suit all applications
- ▶ Impact rollers
- ▶ Impact roller belt supports





# BELT CLEANERS

ConveyorPro global sourcing means we provide primary and secondary belt scrapers and cleaners to suit all applications. We partner with world leading belt scraper/cleaner manufacturers to give you the advantage. Choose from local Australian ingenuity or International excellence, whatever works for you?

ConveyorPro scrapers are spring-tensioned for optimal belt contact and cleaning efficiency that have a seamless interface. Our products have universal mounting plates for easy installation on chutes or open-head conveyors that require simple maintenance and only 100m of horizontal clearance.

## CLEANER TYPES

- ▶ Drive/head pulleys
- ▶ Primary conveyor belt cleaners
- ▶ Secondary conveyor belt cleaners
- ▶ Vee plow conveyor belt cleaners
- ▶ Diagonal conveyor belt cleaners
- ▶ U-type conveyor belt cleaners
- ▶ Spiral conveyor belt cleaners
- ▶ Rotary brush conveyor belt cleaners
- ▶ Reversing conveyor belt cleaners
- ▶ V Plough Cleaners
- ▶ Diagonal Plough Cleaners





# TRACKING & SKIRTING




ConveyorPro partners with leading skirting systems around the world, from generic to special execution systems.

Our range of skirting fits all and our duty to you as a technical solution provider always comes in handy, when choosing over a variety of brands.

## TRACKING & SKIRTING TYPES

- ▶ Individual adjusting skirting to fit contour of belt
- ▶ Standard quick change out skirting
- ▶ Hard and soft skirting
- ▶ Hard and poly-skirting with vacuum operation



# BELT TOOLING & ACCESSORIES



Safe conveyor belt maintenance starts with choosing the right tools. Choose from our selection of belt maintenance products including belt clamps, belt cutters, belt lifters, belt squares and belt skivers — all with built-in safeguards to help prevent on-the-job injuries.



## TOOLING

- ▶ Alligator staple system
- ▶ Baler belt skiver
- ▶ Belt clamps
- ▶ Belt lifters
- ▶ Belt ploughs
- ▶ Electric belt cutters
- ▶ Lacing
- ▶ Rivet hinged system
- ▶ Rivet solid plate system

## ACCESSORIES

- ▶ Polyurethane repair materials
- ▶ Splice kits
- ▶ Belt protection systems
- ▶ Pulley lagging
- ▶ Adhesives
- ▶ Trackers
- ▶ Tramp magnets
- ▶ Skirting systems

# IDLERS & ROLLERS


ConveyorPro supplies a wide range of idler assemblies to suit most conveyor applications – engineered according to the highest industry standards.

ConveyorPro frames and brackets are all hot dip galvanised, to AS NZS-4680, for greater corrosion resistance and durability in a wide range of surface and underground environments.

Contact ConveyorPro today to view the idler and roller catalogue or download it from the website.

## TYPES OF ROLLERS & IDLERS

- ▶ Carrying rollers
- ▶ Spiral
- ▶ Impact idlers
- ▶ Return idlers
- ▶ Adjustable idlers



# PULLEYS & LAGGING

ConveyorPro partners with leading pulley and lagging manufacturers, worldwide, with the view to provide our customers with the most cost effective and quality products, ensuring maximum life and minimal downtime. Our range means we can supply you with any type of pulley and lagging.

ConveyorPro's experienced service team can repair your existing pulleys, saving you time and money, as well as install your new pulleys. We can supply you with any type of repair kit or tooling you need to maintain and repair your conveying systems ensuring smooth running operations.

ConveyorPro has pulleys to suit all applications and covers the entire range of requirements.

## TYPES OF PULLEYS

- ▶ Drive/head pulleys
- ▶ Idler pulleys
- ▶ Return/tail pulleys
- ▶ Stub pulleys
- ▶ Take-up pulleys
- ▶ Bend pulleys

ConveyorPro pulleys can be engineered and constructed to suit your specific

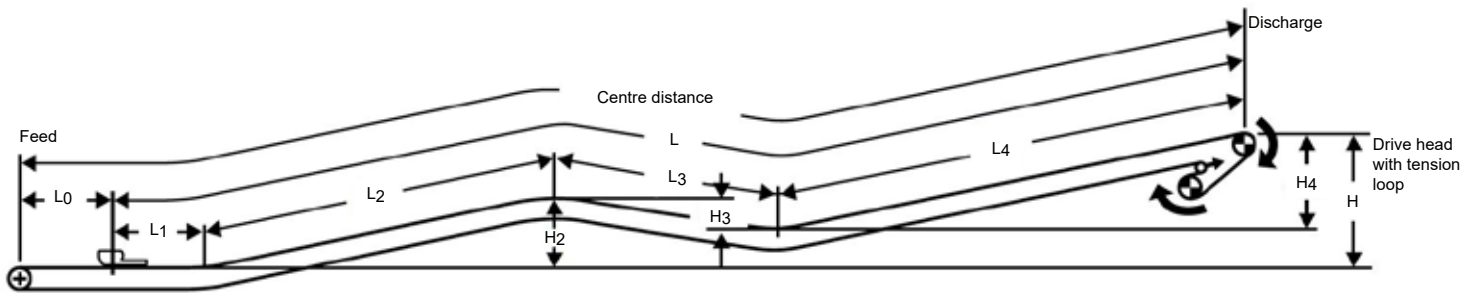
bulk material application or selected from our standard pre-engineered range. The shells are normally made from heavy wall pipe but can also be rolled to suit specific requirements. Stainless steel pulleys are also available.

Our recommended method for shaft-to-end disc fitting is by internal locking elements which provide a demountable key-less high torque connection. The easy release capability permits the removal of the shell from the shaft for maintenance. Other types of shaft connections are available and these include compression hub, taper fit, or welded shaft for the less critical applications.

# ENQUIRY FORM

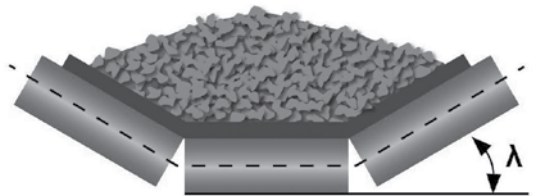
# TROUGHED CONVEYOR BELT

<b>Name</b>		<b>Phone</b>	
<b>Email</b>		<b>Equip ID</b>	
<b>Company</b>		<b>Site</b>	



## MATERIAL HANDLED

Designation		
Temperature interval		°C
Humidity		%
Max. lump size		mm
Lump size distribution		%
Bulk density		kg/m <sup>3</sup>
Chemically corrosive?	<input type="checkbox"/> Yes	<input type="checkbox"/> No
Oil?	<input type="checkbox"/> Yes	<input type="checkbox"/> No



## MASS FLOW

Capacity	t/h
Hours per day operation	hrs
Days per year operation	days
Belt speed	m/s

## PULLEY CENTER DISTANCE

L0	m
L1	m
L2	m
L3	m
L4	m
L5	m

## LIFT HEIGHT

	<input type="checkbox"/> Uphill	<input type="checkbox"/> Downhill
Lift of section lengths:	H1	m
	H2	m
	H3	m

## Proposed Site Visit

## Special Comments

LIFT HEIGHT	
H4	m
H5	m
H6	m
MINIMUM CURVE RADIUS	
Horizontal	m
Vertical, convex	m
Vertical, concave	m
MAXIMUM INCLINATION	
Maximum Inclination in the Routing	°
BELT WIDTH	
Belt Width	mm
TROUGHING ANGLE	
Troughing angle in top strand	°
IDLERS	
Idler spacing in top strand	m
Idler spacing in bottom strand	m
Idler station type in top/bottom strand (1-, 2-, 3-, or 5-part)	Top: Bottom:
Idler diameter top strand	mm
Idler diameter bottom strand	mm
BELT LENGTH	
Length	m
TAKE UP CONFIGURATION	
(Automatic/rigid/gravity at head/tail)	
BELT DESIGNATION	
Belt mass	kg/m
Belt type (EP / St etc)	
Number of plies (EP belt)	
Belt top cover thickness	mm
Belt bottom cover thickness	mm
Belt total thickness	mm
Rubber grade (M, W, DIN-K etc)	
Compliance standard (ISO, DIN etc)	
Splice type	

MOTOR POWER INSTALLED	
Drive configuration (with or without frequency converter or hydraulic clutch)	
Number of drives at head/intermediate/tail	
Specific output kW	Drive 1:
	Drive 2:
	Drive 3:
Starting/braking time	
Drive pulley - diameter	mm
Wrap angle head drive pulley	°
Lagging type head drive pulley	
Tail pulley - diameter	mm
Wrap angle tail drive pulley	°
Lagging type tail pulley	
Snub pulley - diameter	mm
Wrap angle snub pulley	°
Lagging type snub pulley	
Take-up pulley - diameter	mm
Wrap angle take-up pulley	°
Lagging type take-up pulley	
Rotating masses (if known)	t
LOCAL TRANSPORT LIMITS FOR BELT REELS	
L max x H max x B max	M
Max. reel weight	T
AMBIENT TEMPERATURE INTERVAL	
Ambient temperature interval	°
CHUTE TYPE (FEEDING CONDITIONS)	
(impact wall, rock box, grizzly fingers, hood-spoon etc)	
Drop weight	m
Transfer/repose angle	°
Skirting length (assuming both sides)	m
Covered, underground or tripper	

# ENQUIRY FORM SIDEWALL BELT

Name

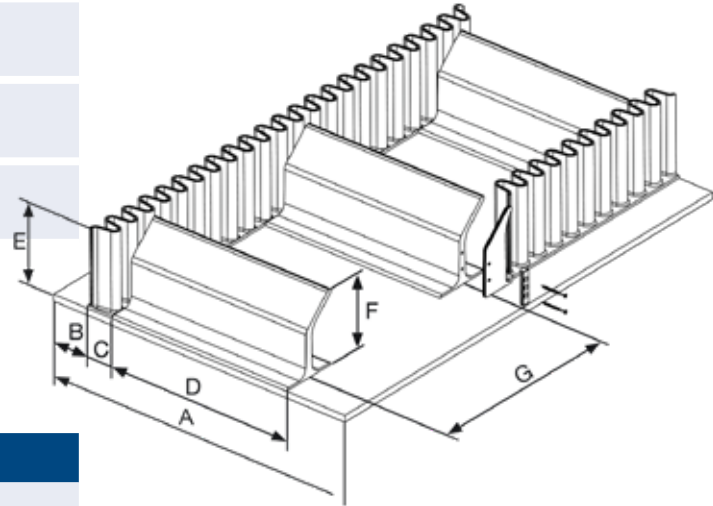
Email

Company

Phone

Equip ID

Site



## MATERIAL HANDLED

Designation		
Temperature interval		°C
Humidity		%
Max. lump size		mm
Lump size distribution		%
Bulk density		kg/m <sup>3</sup>
Chemically corrosive?	<input type="checkbox"/> Yes	<input type="checkbox"/> No
Oil?	<input type="checkbox"/> Yes	<input type="checkbox"/> No

## MASS FLOW

Capacity	t/h
Hours per day operation	hrs
Days per year operation	days
Belt speed	m/s

## BELT DIMENSIONS

A	m
B	m
C	m
D	m
E	m
F	m
G	m
Belt length	m






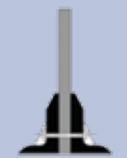


## Proposed Site Visit

## Special Comments


## SYSTEM DIMENSIONS

H	m	N	m
l	m	$\alpha$	°
L	m	$\beta_1$	°
M	m	$\beta_2$	m

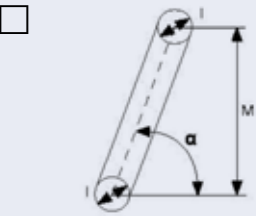
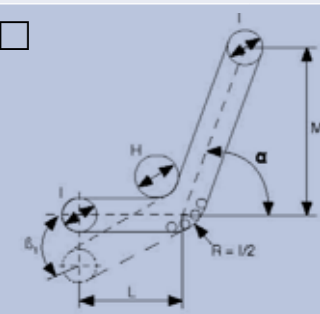
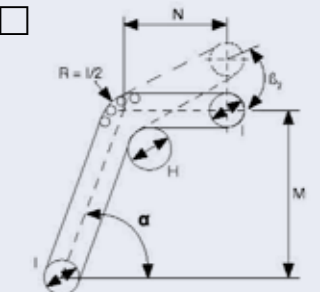
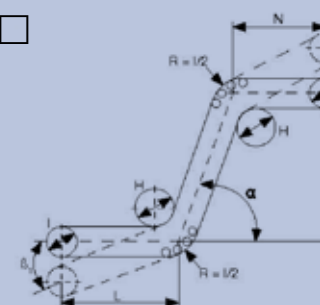
## CLEAT OPTIONS

-  **Type Tk**  
Used as a drag-out cleats
-  **Type MBT**  
Separate moulded base, cleat blade can be of rubber or PU and of any height
-  **Type C**
-  **Type MBTC**  
Separate moulded base, cleat blade can be of rubber or PU and of any height
-  **Type T**
-  **Type T-XS**  
The cleat base is a moulded section and the blade is bolted into position
-  **Type TC**  
Used as a drag-out cleats
-  **Type TC-XS**  
The cleat base is a moulded section and the blade is bolted into position

## CONVEYORPRO SIDEWALL BLINKERS

- 
- Side blinkers can be fitted inbetween the cross cleats profile and the sidewall to make a seal. Side blinkers are used when the material is particularly free flowing.

## CONVEYOR CONFIGURATIONS

- 
- 
- 
- 





**HEAD OFFICE**

**Western Australia**

**Local Call:** 1300 127 091

**International Call:** +61 (0) 8 9270 8555

**International Fax:** +61 (0) 8 9249 6116

**Email:** wasales@transmin.com.au

**Address:** 33-37 Denninup Way Malaga  
Perth, Western Australia, 6090

**Queensland & Northern Territory**

**Local Call:** 1300 800 609

**International Call:** +61 (0) 7 3736 3340

**International Fax:** +61 (0) 8 9249 6116

**Email:** qldsales@transmin.com.au

**Address:** 76 Dulacca Street  
Acacia Ridge, Brisbane  
Queensland, 4110

**INTERNATIONAL OFFICES**

**South America**

**Email:** sales.sa@transmin.com.au

**North America**

**Email:** sales.ca@transmin.com.au

**India**

**Email:** sales.in@transmin.in

[www.transmin.com.au](http://www.transmin.com.au)



Committed to being a  
world class supplier and service provider  
recognised for integrity Plus innovation

